

RC610 terminal block markers

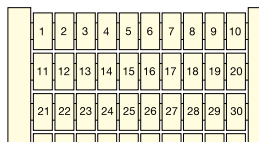
Pre-printed markers for SNA and Solution series

6 mm 0.236 in spacing - horizontal mounting

Ordering details

Description	Color	Type	Order code	Pkg card	Weight (1 card) g
-------------	-------	------	------------	-------------	----------------------

← Continuation of previous page



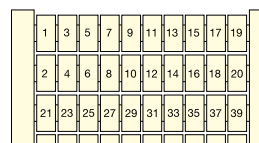
Card with 100 markers, ascending order

1->100	White	<input type="checkbox"/>	RC610	1SNA233030R2600	1	6.80
101->200	White	<input type="checkbox"/>	RC610	1SNA233031R1300	1	6.80
201->300	White	<input type="checkbox"/>	RC610	1SNA233032R1400	1	6.80
301->400	White	<input type="checkbox"/>	RC610	1SNA233033R1500	1	6.80
401->500	White	<input type="checkbox"/>	RC610	1SNA233034R1600	1	6.80
501->600	White	<input type="checkbox"/>	RC610	1SNA233035R1700	1	6.80
601->700	White	<input type="checkbox"/>	RC610	1SNA233036R1000	1	6.80
701->800	White	<input type="checkbox"/>	RC610	1SNA233074R2600	1	6.80
801->900	White	<input type="checkbox"/>	RC610	1SNA233075R2700	1	6.80
901->1000	White	<input type="checkbox"/>	RC610	1SNA233076R2000	1	6.80



Card with 100 markers, repeated identical numbers

0 (x100)	White	<input type="checkbox"/>	RC610	1SNA233201R0300	1	6.80
1 (x100)	White	<input type="checkbox"/>	RC610	1SNA233202R0400	1	6.80
2 (x100)	White	<input type="checkbox"/>	RC610	1SNA233203R0500	1	6.80
3 (x100)	White	<input type="checkbox"/>	RC610	1SNA233204R0600	1	6.80
4 (x100)	White	<input type="checkbox"/>	RC610	1SNA233205R0700	1	6.80
5 (x100)	White	<input type="checkbox"/>	RC610	1SNA233206R0000	1	6.80
6 (x100) / 9 (x100)	White	<input type="checkbox"/>	RC610	1SNA233207R0100	1	6.80
7 (x100)	White	<input type="checkbox"/>	RC610	1SNA233208R1200	1	6.80
8 (x100)	White	<input type="checkbox"/>	RC610	1SNA233209R1300	1	6.80
10 (x100)	White	<input type="checkbox"/>	RC610	1SNA233211R2400	1	6.80
11 (x100)	White	<input type="checkbox"/>	RC610	1SNA233212R2500	1	6.80
12 (x100)	White	<input type="checkbox"/>	RC610	1SNA233213R2600	1	6.80
13 (x100)	White	<input type="checkbox"/>	RC610	1SNA233214R2700	1	6.80
14 (x100)	White	<input type="checkbox"/>	RC610	1SNA233215R2000	1	6.80
15 (x100)	White	<input type="checkbox"/>	RC610	1SNA233216R2100	1	6.80
16 (x100)	White	<input type="checkbox"/>	RC610	1SNA233217R2200	1	6.80
17 (x100)	White	<input type="checkbox"/>	RC610	1SNA233218R0300	1	6.80
18 (x100)	White	<input type="checkbox"/>	RC610	1SNA233219R0400	1	6.80
19 (x100)	White	<input type="checkbox"/>	RC610	1SNA233220R0100	1	6.80
20 (x100)	White	<input type="checkbox"/>	RC610	1SNA233221R2600	1	6.80



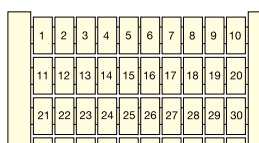
Card with 100 markers, alternate odd/even numbers for double deck terminal blocks

1->20 alternate odd/even	White	<input type="checkbox"/>	RC610	1SNA233133R1600	1	6.80
21->40 alternate odd/even	White	<input type="checkbox"/>	RC610	1SNA233134R1700	1	6.80
41->60 alternate odd/even	White	<input type="checkbox"/>	RC610	1SNA233135R1000	1	6.80
61->80 alternate odd/even	White	<input type="checkbox"/>	RC610	1SNA233136R1100	1	6.80
81->100 alternate odd/even	White	<input type="checkbox"/>	RC610	1SNA233137R1200	1	6.80



Card with 100 markers, ascending order repeated 10 times

1->9+blank (x10)	White	<input type="checkbox"/>	RC610	1SNA233142R2700	1	6.80
------------------	-------	--------------------------	-------	-----------------	---	------



Card with 100 markers, ascending order repeated twice (from 1 to 50)

1->50 (x2)	White	<input type="checkbox"/>	RC610	1SNA233141R2600	1	6.80
------------	-------	--------------------------	-------	-----------------	---	------

Continue on next page →

All the technical data for UL/CSA standard and dimensions in inches are in *italics*.